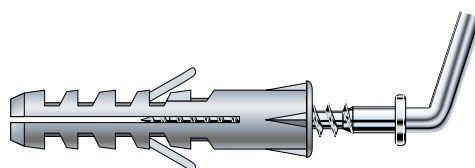
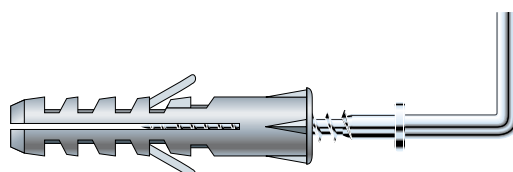
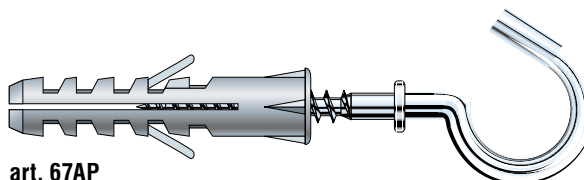
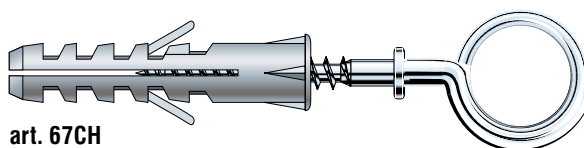
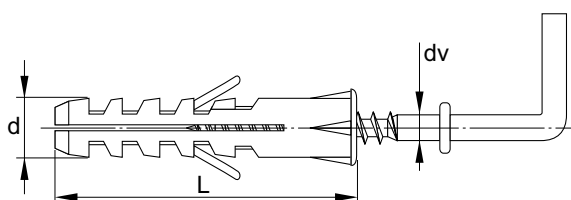


art. 67
TASSELLO ESPANSIONE
 con pittoneria

art. 67CO

art. 67ME

art. 67AP

art. 67CH


Impiego - Caratteristiche


Impiego

Fissaggi leggeri su calcestruzzo e mattoni.

Caratteristiche
Corpo: Polietilene

Colore: Grigio

Versione: con bordo

Vite: Acciaio zincata ✓

Passo: Legno

art. 67

Codice	d Diametro foro	L Lunghezza corpo	Tipo	dv Diametro vite	Confezione	Imballo	Euro x 1000 pz
67CO	8	40	Gancio corto	5,5	100	800	
67ME	8	40	Gancio medio	5,5	100	800	
67AP	8	40	Occhiolo aperto	5,5	100	800	
67CH	8	40	Occhiolo chiuso	5,5	100	800	